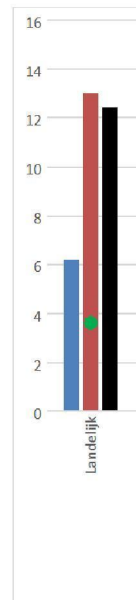
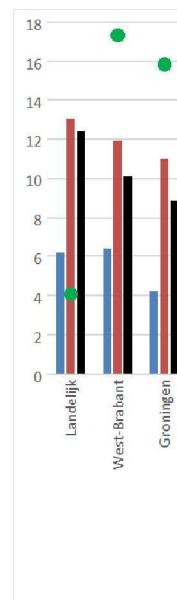


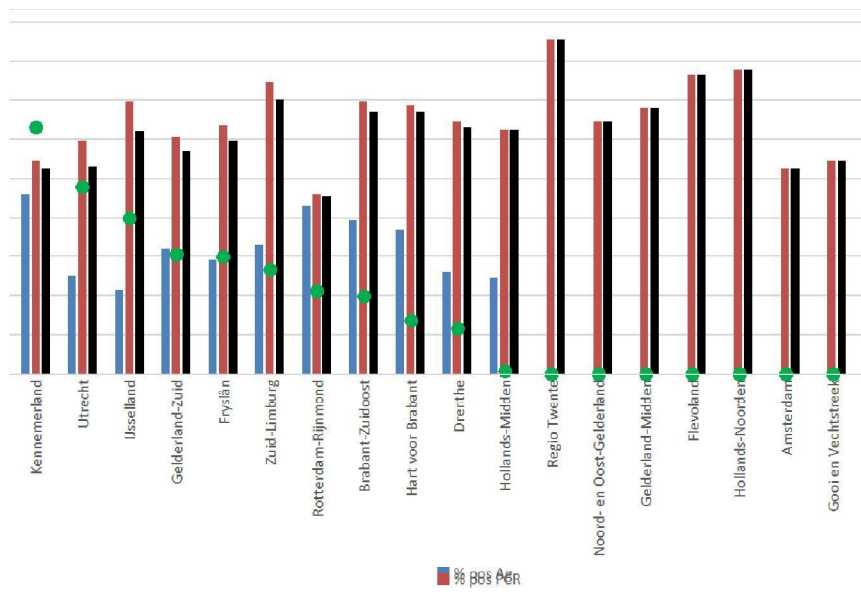
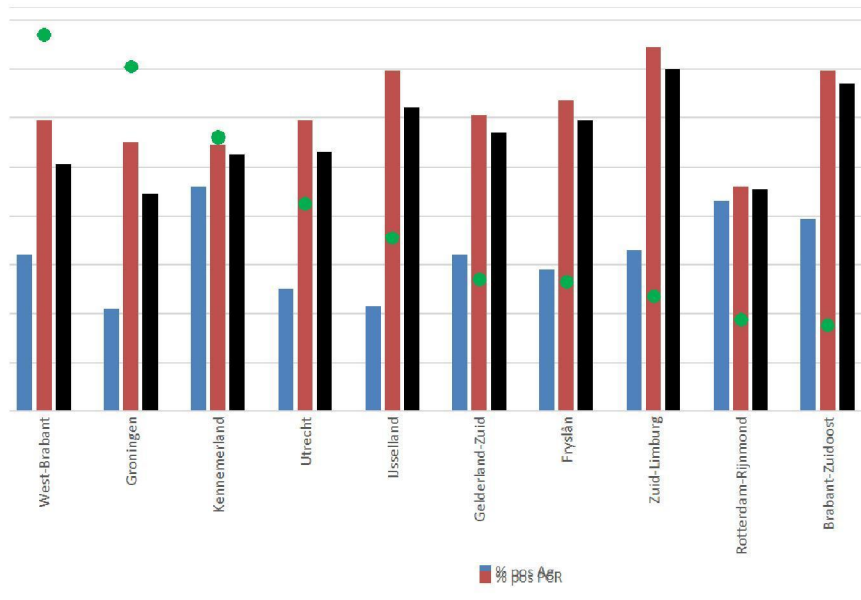
Aantal_get	Aantal_get	Aantal_get	Aantal_po:	verschil	% pos
1418676	122435	1541111	191545	0.6	
40617	20679	61296	6178	1.8	
40996	18263	59259	5291	2.1	
35617	11581	47198	4961	0.4	
95294	21790	117084	12457	1.3	
47919	8798	56717	7017	1.5	
48848	6533	55381	6338	0.7	
44710	5870	50580	6017	0.8	
50523	5821	56344	7913	0.9	
121457	10867	132324	12106	0.1	
57262	4764	62026	8313	0.5	
95091	5368	100459	13421	0.3	
39383	1862	41245	5193	0.3	
61793	204	61997	7751	0.00	
56061	1	56062	9586		
63414	3	63417	8212		
72071	16	72087	9835		
30785	0	30785	4695		
64402	0	64402	10020		
84760	4	84764	8904		
22519	0	22519	2455		
40119	7	40126	6093		
31762	1	31763	3995		
56889	0	56889	9633		
87876	3	87879	10841		
28508	0	28508	4320		

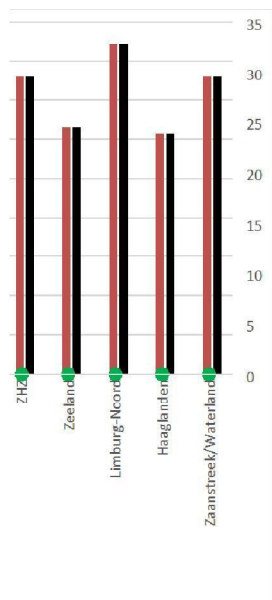
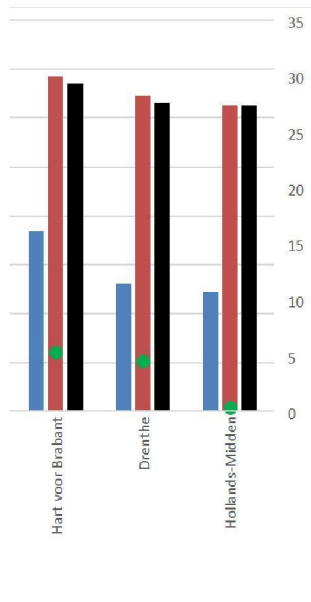
% Ag 7.9%
% Ag pos 4.0%



Aantal_ge	Aantal_ge	Aantal_po
test_PCR	test_Antig	test_totaal
test_PCR	test_Antig	test_totaal
322352	4604	326956
1096324	117831	1214155
23%	4%	21%
		32%

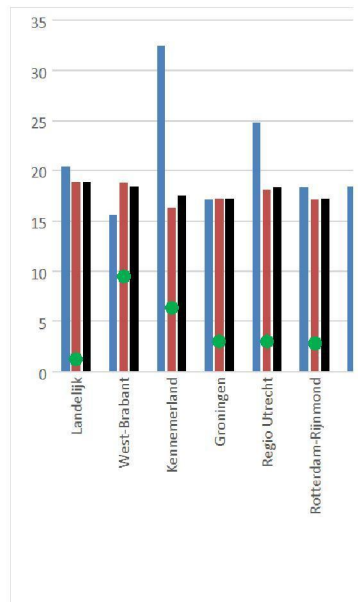
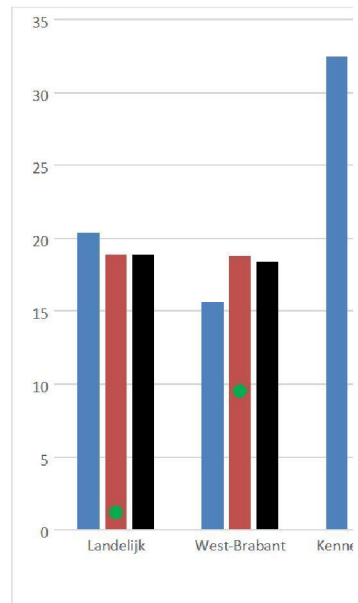


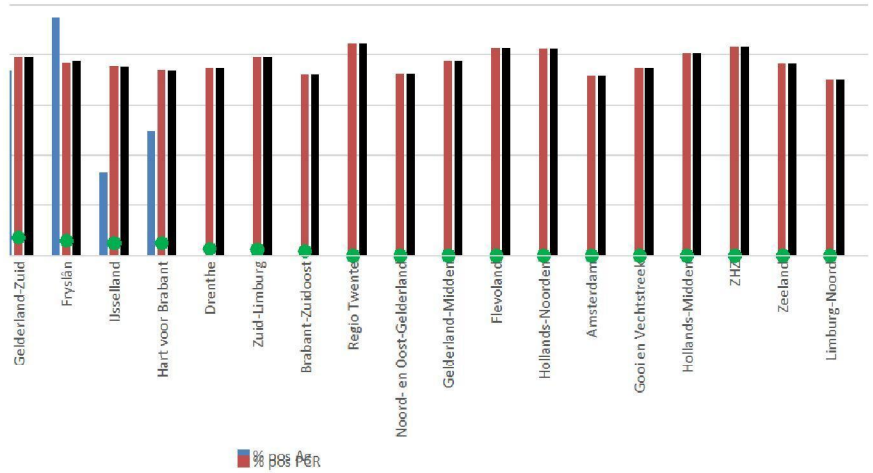
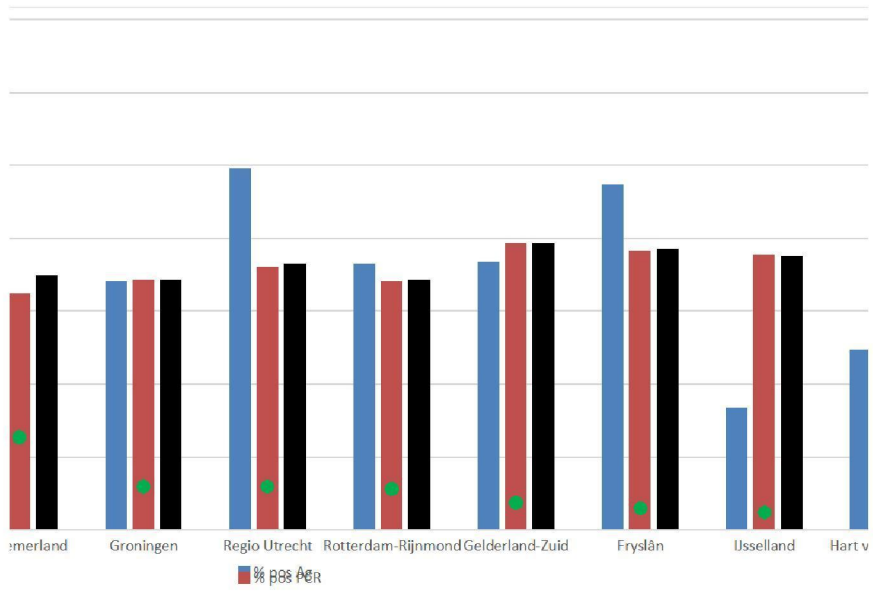


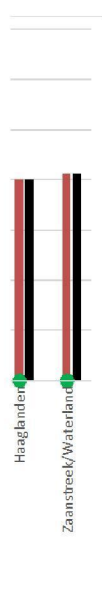


GGD_testlocatie	% pos Ag	% pos PCR	% pos tota	Percentage	Aantal_pos	Aantal_pos	Aantal_get	Aantal_get
Landelijk	20.4	18.9	18.9	1.4	60911	939	322352	4604
West-Brabant	15.6	18.8	18.4	10.9	1628	165	8659	1060
Kennemerland	32.5	16.3	17.5	7.3	1289	203	7918	625
Groningen	17.1	17.2	17.2	3.4	1735	61	10115	357
Regio Utrecht	24.8	18.1	18.3	3.4	4096	195	22601	785
Rotterdam-Rijnmond	18.3	17.1	17.2	3.2	2992	105	17484	573
Gelderland-Zuid	18.4	19.7	19.7	2.1	2303	47	11700	256
Fryslân	23.7	19.2	19.3	1.7	2197	47	11448	198
IJsseland	8.4	18.9	18.8	1.4	2240	14	11838	167
Hart voor Brabant	12.4	18.5	18.4	1.4	4277	40	23153	322
Drenthe		18.6	18.6	0.8	1705	20	9179	77
Zuid-Limburg		19.7	19.7	0.7	2676	23	13616	97
Brabant-Zuidoost		18	18	0.5	2816	19	15653	82
Regio Twente		21.1	21.1	0	2956	0	14029	0
Noord- en Oost-Gelderland		18.1	18.1	0	3027	0	16683	0
Gelderland-Midden		19.3	19.3	0	3255	0	16861	1
Flevoland		20.6	20.6	0	1495	0	7245	0
Hollands-Noorden		20.5	20.5	0	3555	0	17325	0
Amsterdam		17.9	17.9	0	2433	0	13577	1
Gooi en Vechtstreek		18.6	18.6	0	800	0	4290	0
Hollands-Midden		20.1	20.1	0	2905	0	14479	2
ZHZ		20.8	20.8	0	1874	0	8992	1
Zeeland		19.1	19.1	0	1657	0	8697	0
Limburg-Noord		17.5	17.5	0	2663	0	15253	0
Haaglanden		20	20	0	3153	0	15778	0
Zaanstreek/Waterland		20.5	20.5	0	1184	0	5779	0

Aantal_get	Aantal_positief_totaal	% Ag	% Ag pos
326956	61850	1.4%	1.5%
9719	1793		
8543	1492		
10472	1796		
23386	4291		
18057	3097		
11956	2350		
11646	2244		
12005	2254		
23475	4317		
9256	1725		
13713	2699		
15735	2835		
14029	2956		
16683	3027		
16862	3255		
7245	1495		
17325	3555		
13578	2433		
4290	800		
14481	2905		
8993	1874		
8697	1657		
15253	2663		
15778	3153		
5779	1184		







GGD_testlocatie	% pos Ag	% pos PCR	% pos tota	Percentage_anti	Aantal_pos	Aantal_pos	Aantal_get
Landelijk	5.6	11.2	10.7	9.7	123058	6637	1096324
West-Brabant	5.9	10.1	8.5	38	3221	1164	31958
Groningen	3.9	9	7.2	36.7	2792	703	30881
Kennemerland	7.8	9.4	9	28.3	2610	859	27699
Regio Utrecht	4.2	10	8.7	22.4	7277	889	72693
IJsselland	4.2	12.2	10.7	19.3	4399	364	36081
Fryslân	5.2	10.5	9.7	14.6	3478	295	33262
Gelderland-Zuid	5.9	9.7	9.2	14.5	3620	368	37148
Zuid-Limburg	6.3	13.2	12.2	13.4	4855	359	36907
Brabant-Zuidoost	7.6	12.3	11.8	10.1	5121	357	41609
Rotterdam-Rijnmond	8.1	7.9	7.9	9	8176	833	103973
Hart voor Brabant	7	12.2	11.8	6.6	8749	355	71938
Drenthe	4.3	11.2	10.8	5.6	3391	77	30204
Hollands-Midden	5	10.2	10.2	0.4	4836	10	47314
Regio Twente		15.8	15.8	0	6630	0	42032
Noord- en Oost-Gelderland		11.1	11.1	0	5184	1	46731
Gelderland-Midden		11.9	11.9	0	6577	3	55210
Flevoland		13.6	13.6	0	3200	0	23540
Hollands-Noorden		13.7	13.7	0	6465	0	47077
Amsterdam		9.1	9.1	0	6471	0	71183
Gooi en Vechtstreek		9.1	9.1	0	1655	0	18229
ZHZ		13.6	13.6	0	4219	0	31127
Zeeland		10.1	10.1	0	2338	0	23065
Limburg-Noord		16.7	16.7	0	6970	0	41636
Haaglanden		10.7	10.7	0	7688	0	72098
Zaanstreek/Waterland		13.8	13.8	0	3136	0	22729

Aantal_get	Aantal_get	Aantal_positief_totaal	% Ag	% Ag pos
117831	1214155	129695	9.7%	5.1%
19619	51577	4385		
17906	48787	3495		
10956	38655	3469		
21005	93698	8166		
8631	44712	4763		
5672	38934	3773		
6277	43425	3988		
5724	42631	5214		
4682	46291	5478		
10294	114267	9009		
5046	76984	9104		
1785	31989	3468		
202	47516	4846		
1	42033	6630		
3	46734	5185		
15	55225	6580		
0	23540	3200		
0	47077	6465		
3	71186	6471		
0	18229	1655		
6	31133	4219		
1	23066	2338		
0	41636	6970		
3	72101	7688		
0	22729	3136		

